

AERIES STUDENT/PARENT INSTRUCTIONS

1. Go to your web browser and type in www.lvusd.org/parentinfo

Click “**Create New Account**” Found on the lower left side of the screen.



>Welcome to
aeriesTM
Your Email Address and Password were
incorrect. Please enter them again.

Email Address:

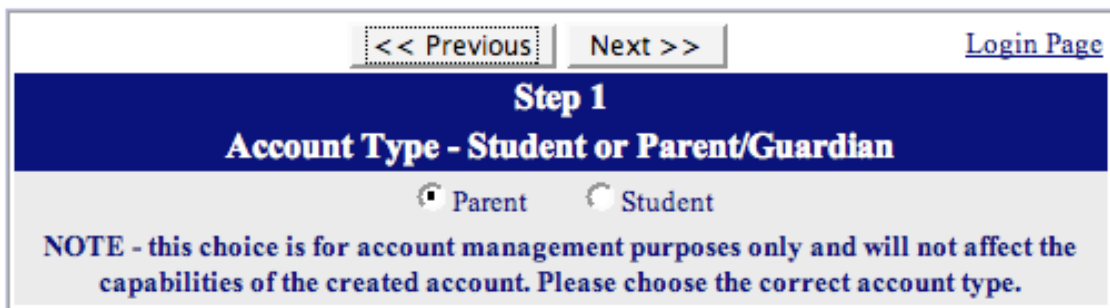
Password:

Log In

[Create New Account](#) [Forgot Your Password?](#)

ABI Version 3.8.8.22a

2. Choose Parent or Student.



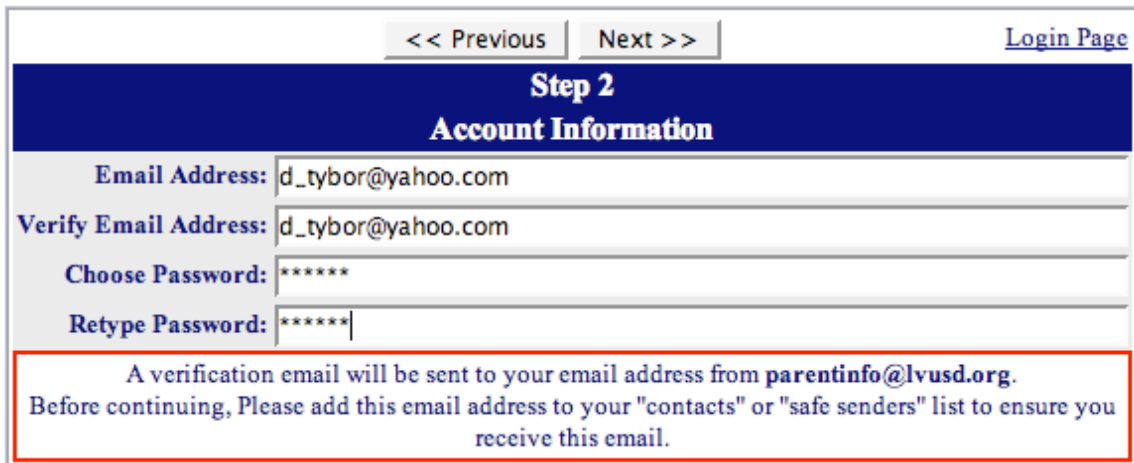
<< Previous Next >> [Login Page](#)

Step 1
Account Type - Student or Parent/Guardian

☒ Parent ☐ Student

NOTE - this choice is for account management purposes only and will not affect the capabilities of the created account. Please choose the correct account type.

3. Fill in your **e-mail address** and your own, made up **password**. It can be letters or numerals and can be as long or as short as you want.



<< Previous Next >> [Login Page](#)

Step 2
Account Information

Email Address:

Verify Email Address:

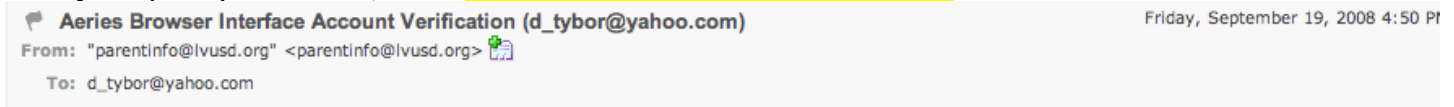
Choose Password:

Retype Password:

A verification email will be sent to your email address from parentinfo@lvusd.org.
Before continuing, Please add this email address to your "contacts" or "safe senders" list to ensure you receive this email.

4. An e-mail with the title **"Aeries Browser Interface Account Verification"** has been e-mailed to your e-mail account. If you don't see it in your inbox, **please check your Spam, Bulk or Junk E-mail folder**. We have received many calls from parents that received the aeries e-mail in their spam inbox.

Once you open up the e-mail, Click **"Confirm Current E-mail Address"**



Thank you for registering for an *Aeries Browser Interface* account. In order to ensure the account was requested by you, please click on the appropriate link below or copy and paste the URL into the Address bar of your browser.

If you can, please click on the following links to confirm or reject this account:

[Confirm Current Email Address](#)

5. Once you click on "Confirm Current E-mail Address" you will get a message that states **Thank You. Your account has been verified. You may now continue with the registration process by clicking the following link: [Click Here](#).**

6. Enter the **Student Permanent ID number** and **Verification Code** that was mailed out to you. Also, enter the **phone number** that the school has on record.

A screenshot of a web form titled "Step 4 Student Verification". At the top right is a "Login Page" link. Below the title is a blue bar with the text "Please Enter The Following Information About Your Student". There are three input fields: "Student Permanent ID Number:", "Student Home Telephone Number:", and "Verification Code:". At the top left of the form area is a "Next >>" button.

7. Step 5 will indicate that your **child has been added to your account**.

A screenshot of a web form titled "Step 5 Emergency Contact Verification". At the top right is a "Login Page" link. Below the title is a red message: "Nikki Modiri has been added to your account." At the top left of the form area are "<< Previous" and "Next >>" buttons.

NOTE: Many parents have indicated when they click **"Next"** they receive the statement. **"Could not find the correct Contact record.** Please disregard this notice and click the **"Login Page"** or go back to www.lvusd.org/parentinfo

A screenshot of a web form titled "Step 5 Emergency Contact Verification". At the top right is a "Login Page" link. Below the title is a red message: "Could not find the correct Contact record." At the top left of the form area are "<< Previous" and "Next >>" buttons.

8. You will return to the Welcome to Aeries Login. Enter your **e-mail address** and the **password** that you created in step 3.

NOTE: Please Bookmark this page so that you can easily return to this page next time you want to login to Aeries.

Log In



Welcome to
aeries™

Your Email Address and Password were incorrect. Please enter them again.

Email Address:

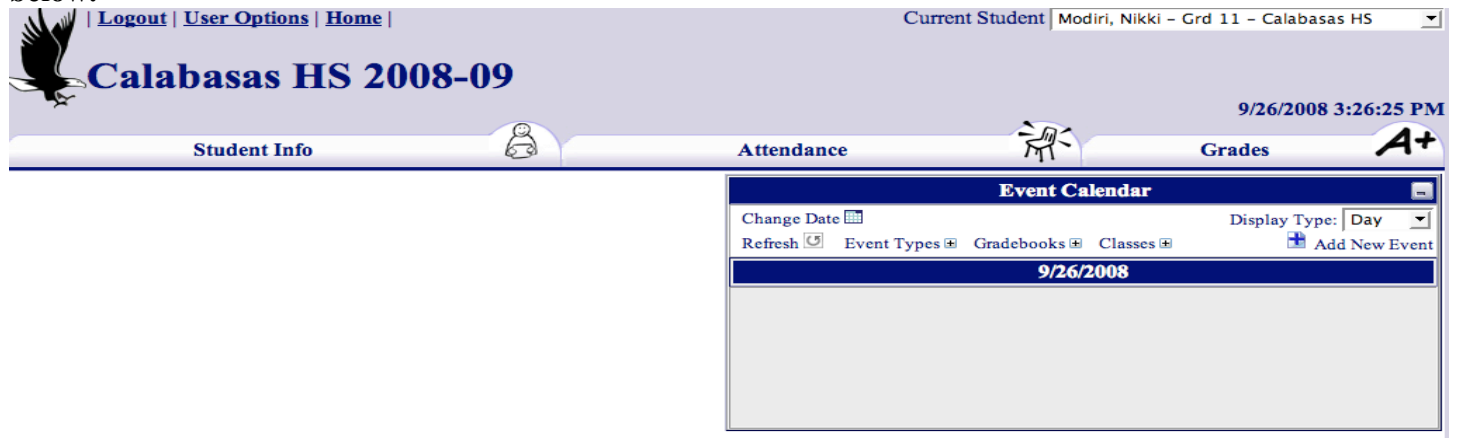
Password:

Log In

[Create New Account](#) [Forgot Your Password?](#)

ABI Version 3.8.8.22a

9. You should now be able to access Aeries. You should see a window similar to the one below.



[Logout](#) | [User Options](#) | [Home](#) | Current Student: Modiri, Nikki - Grd 11 - Calabasas HS

Calabasas HS 2008-09 9/26/2008 3:26:25 PM

Student Info Attendance Grades **A+**

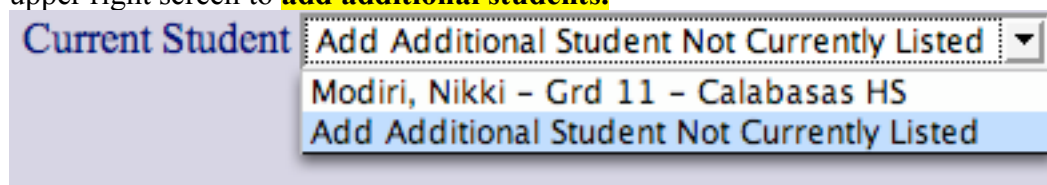
Event Calendar

Change Date Display Type: Day

Refresh

9/26/2008

10. If you have more than one child attending the LVUSD school district, Click on the drop down menu in the upper right screen to **add additional students**.



Current Student Add Additional Student Not Currently Listed ▼

Modiri, Nikki - Grd 11 - Calabasas HS

Add Additional Student Not Currently Listed

11. If you have additional questions please e-mail technicalsupport@lvusd.org or call 878-5246. If you didn't receive a Permanent ID# or Verification Code in the mail, please call your school site for that information. At Agoura and Calabasas High School's please call the registrar at the School site.